




Stainless steel chimney pipe line for smoke and gas extraction systems



Single and isolated chimney pipes



Usages

- Industrial boilers
- Heat production boilers and DHW
- Bakery ovens
- Fireplaces, insertable chimneys and stoves
- Hot air generators
- Smoke and air conduction, ventilation and evacuation



Regulations

EN 1856-1	T400	N1	D	Vm	L20040	G(80)
EN 1856-1	T400	N1	D	V2	L50040	G(80)
EN 1856-1	T200	P1	W	Vm	L20040	O(50)
EN 1856-1	T200	P1	W	V2	L50040	O(50)

General characteristics

- Union bond system between male and female elements
- Single absorption of the each module interior dilation
- Pipe's airtight
- High mechanical resistance for vertical and horizontal strength
- Continuous isolation
- Possible installation with airtight joint

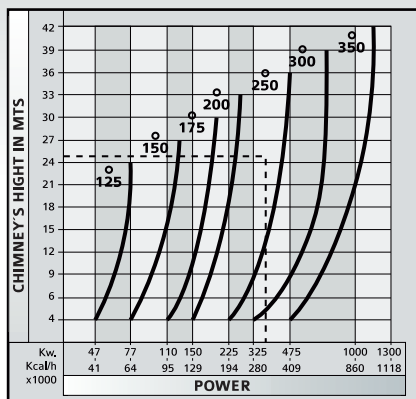
Materials

Localization	Description
Internal wall	Stainless steel AISI 316L Stainless steel AISI 316L (solid combustible, condensation systems)
Isolation	Rock wool blanket
External wall	Stainless steel AISI 304, aluminized steel and copper

Diameters

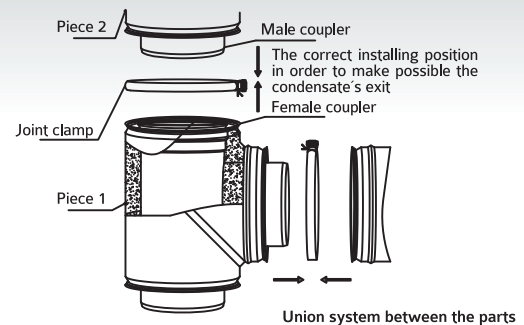
	ø80	ø100	ø125	ø130	ø150	ø175	ø180	ø200	ø250	ø300	ø350
INTERNAL	ø80	ø100	ø121	ø132	ø146	ø171	ø182	ø196	ø245	ø295	ø345
EXTERNAL	ø125	ø150	ø175	ø175	ø200	ø225	ø225	ø250	ø300	ø350	ø400

Chimney measuring







































For better calculation accuracy, please use the program we supply or contact us.

Details



Modular isolated chimney pipe

Doble wall line

	250 mm straight pipe		80 mm outlet 90° tee		Wall support
	500 mm straight pipe		Chimney cap		Wall clamp
	1000 mm straight pipe		Cone		Adjustable wall clamp
	300-500 mm extending pipe		Baffle		Wind clamp
	500-800 mm extending pipe		Revolving cap		Outlet support
	Silencer pipe		Rain cap		T-T clamp
	15° elbow		Revolving cap adaptor DW-SW adaptor		Boiler adaptor
	30° elbow		Finishing collar		Plug
	45° elbow		Checking section		Purge plug
	90° elbow		Draw regulator stretch		Condensation collector pipe
	45° tee		Window section		P1 gasket
	60° tee		Smoke control pipe		SW-DW adaptor
	90° tee		Inspection section		



Modular chimney Single wall line

Usages

- Heat production boilers and DHW
- Fireplaces, insertable chimneys and stoves
- Hot air generators
- Smoke and air conduction, ventilation and evacuation



Regulations

EN 1856-1 T160 P2 W Vm L20040 O(100)

EN 1856-1 T160 P2 W Vm L50040 G(100)

Generals characteristics

- Union bond system between male and female elements
- Airtightness given by sealing gasket
- High mechanical resistance for vertical and horizontal strength
- Materials classified A1


Materials

Localization	Description
Internal wall	Stainless steel AISI 316L Stainless steel AISI 316L (solid combustible, condensation systems)
Finishing	Shiny stainless, colors on demand

Diameters

ø80 ø100 ø120 ø125 ø130 ø140 ø150 ø175 ø180 ø200 ø250

	250 mm straight pipe		90° tee		Rain cap <i>With joint clamp</i>
	500 mm straight pipe		45° tee		Purge plug
	1000 mm straight pipe		1000 mm tee (80 mm junction)		Condensation collector section
	Sliding pipe		81 F outlet 90° tee 101 F outlet 90° tee		Joint clamp
	780-1180 mm extending pipe		Final deviation <i>With joint clamp</i>		Adjustable wall clamp
	45° elbow		Three rings cap <i>With joint clamp</i>		Finishing collar
	72° elbow		Baffle		M-M section
	88° elbow		Revolving cap <i>With joint clamp</i>		F-F section
					Draw regulator stretch



Modular isolated chimney pipe T600 double wall line

Product classification up to 600 °C

Soot resistance

Especially designed for working with solid combustion

Usages

- Fireplaces, insertable and stoves
- Industrial boilers
- Heat production boilers and DHW
- Bakery ovens
- Hot air generators
- Smoke and air conduction, ventilation and evacuation



Regulations

EN 1856-1 T600 N1 D V2 L50050 G(70)

General characteristics

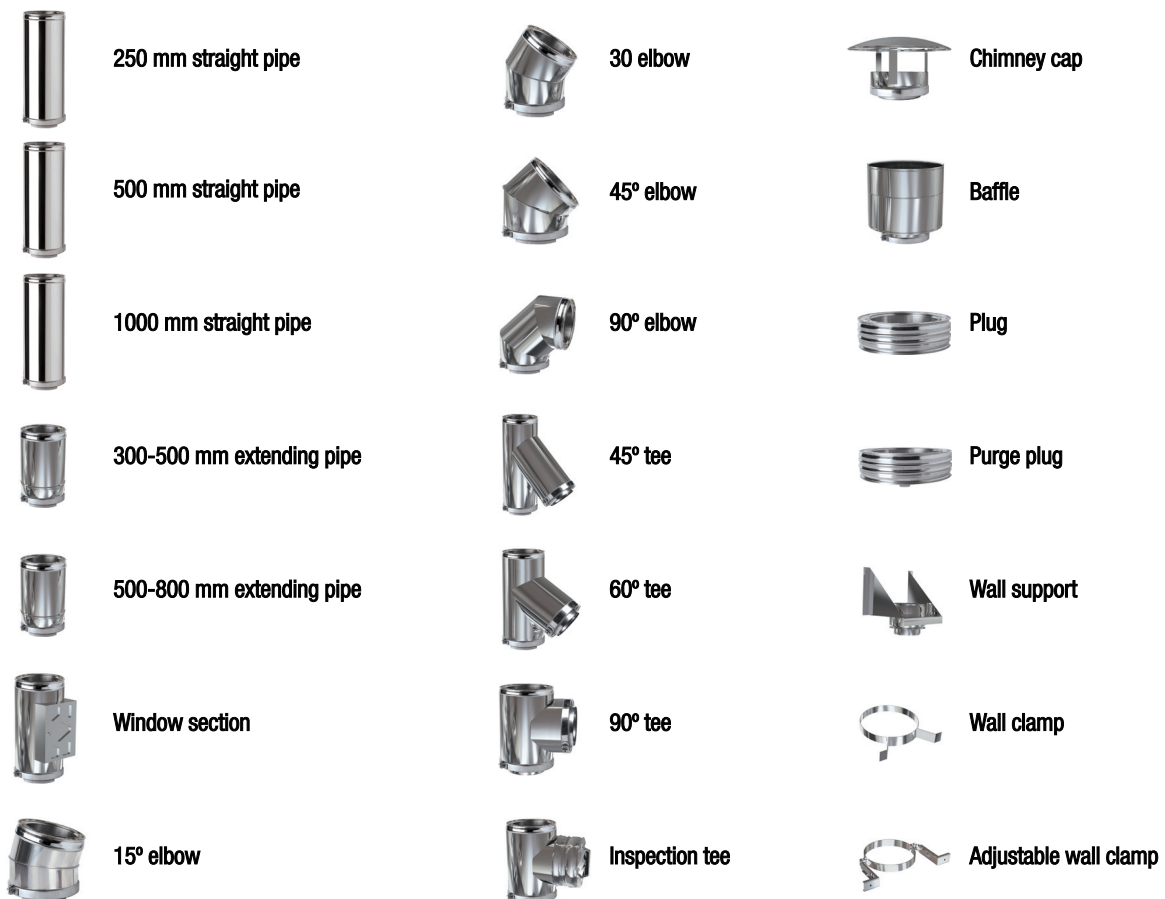
- Union bond system between male and female elements
- Single absorption of the each module interior dilation
- Pipe's airtight
- High mechanical resistance for vertical and horizontal strength
- Continuous isolation

Materials

Localization	Description
Internal wall	Stainless steel AISI 316L
Isolation	Rock wool blanket
External wall	Stainless steel AISI 304, aluminized steel and copper

Diameters

INTERNAL	ø125	ø150	ø180	ø200	ø250
EXTERNAL	ø185	ø210	ø240	ø260	ø310





VDA. DE GABRIEL MARÍ MONTAÑANA S.A.

Avda. de la Senyera, 30
46133 Meliana (Valencia)

Tel.: +34 96 149 05 00
+34 96 149 05 04
Fax: +34 96 149 41 34

www.practic.es

Area Comercial: comercial@practic.es
exportacion@practic.es

Area Administración: practic@practic.es

Area Técnica: fabrica@practic.es